

F-750

Produce Quality Meter

QUICK-START GUIDE

Out of the box

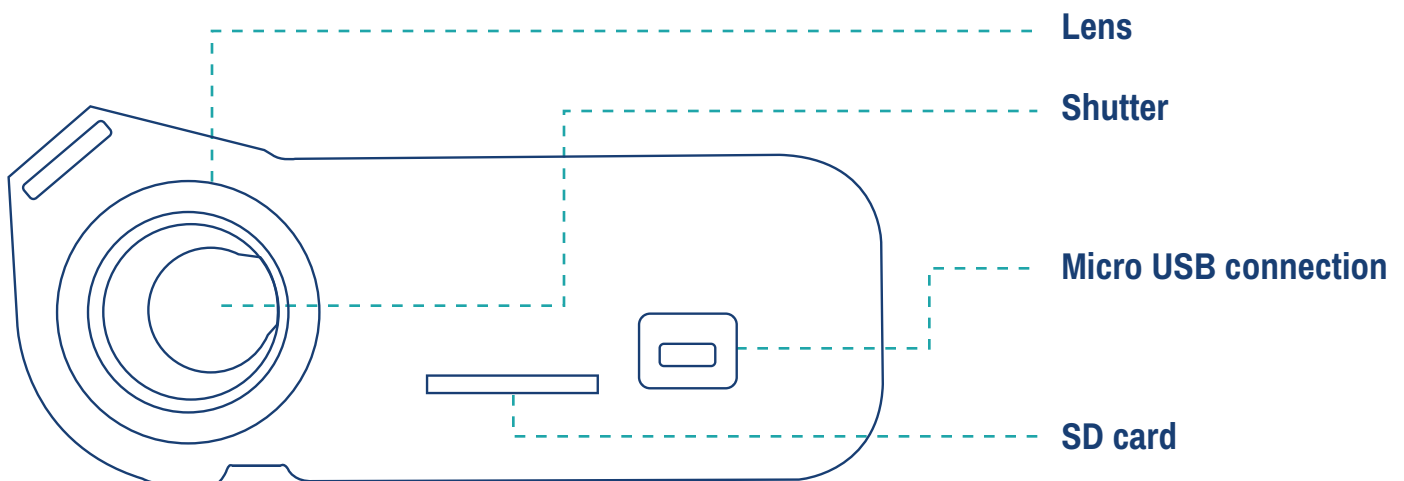
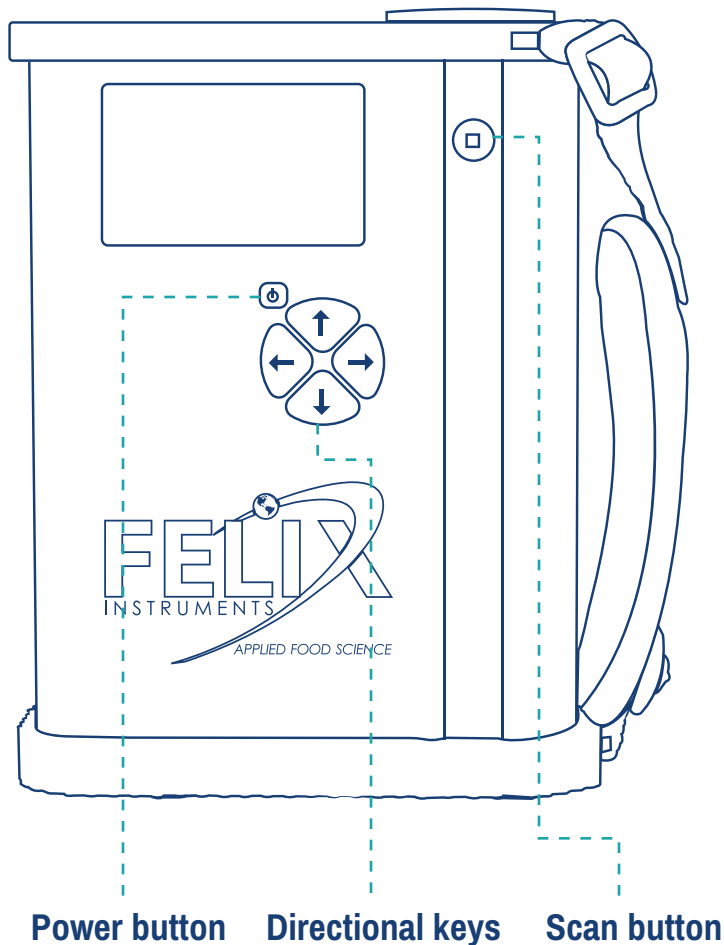
Use your F-750 Produce Quality Meter to measure the contents of brix or Total Soluble Solids (TSS), Dry Matter, Titratable Acidity, internal color, external color, and many other user-selectable traits in a range of materials and commodities.

Your F-750 comes with pre-programmed demo models for:

- Apples
- Grapes
- Kiwi
- Mandarins
- Mangoes
- Pears
- Persimmons

Try these models to familiarize yourself with the F-750 and to begin making relative measurements right out of the box.

For precise measurements, create a custom model using the Quick-Start Guide: Model Building procedure on the following page.




F-750

Produce Quality Meter


QUICK-START GUIDE

Model building


- 1** Gather samples across a range of maturity



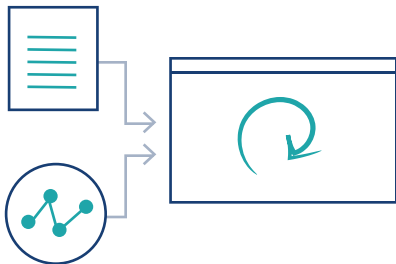
- 2** Create training set and scan samples



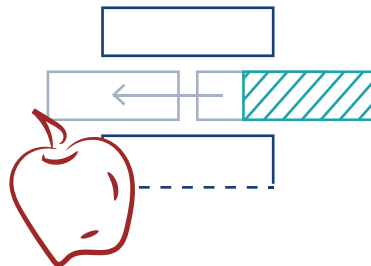
- 3** Destructively measure samples



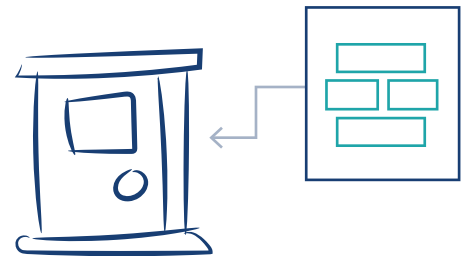
- 4** Load training set and reference values



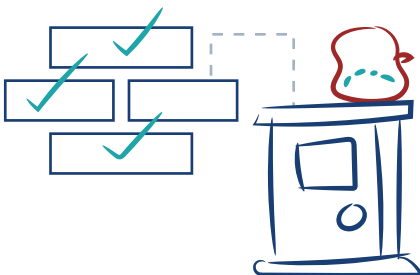
- 5** Build model



- 6** Load model onto F-750



- 7** Validate model



- 8** Start taking measurements non-destructively!

